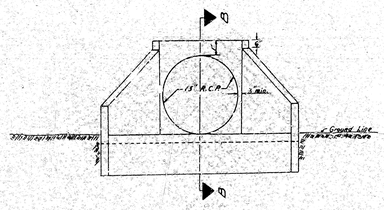

ELEVATION

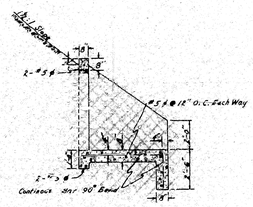

SECTION BB

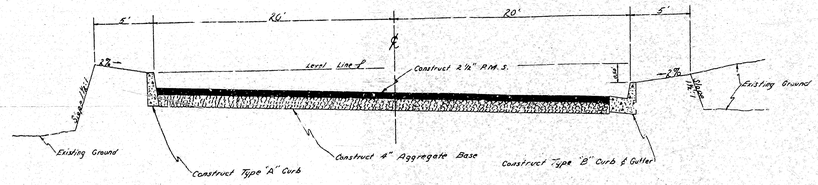

TYPICAL X-SECTION

Sta. 2+38.50± To Sta. 5+47.±
No Scale

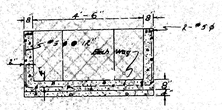

SECTION AA

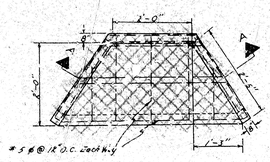

PLAN WING TYPE HEADWALL

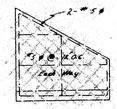

WING WALL REINFORCING

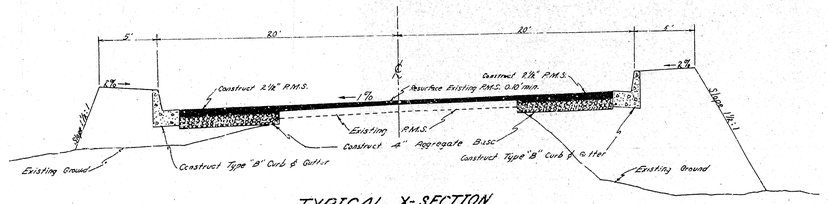

TYPICAL X-SECTION

Sta. 0+71± To Sta. 1+23±
No Scale

GENERAL NOTES

1. All work embodied on these plans shall be done in conformity with applicable provisions of Standard Specifications No. 2211 & Standard Drawings No. 2121 on file in the Office of the City Engineer.
2. Payment for all removals, earthwork & watering shall be included in prices paid for other contract items of work & no additional compensation will be allowed therefor.

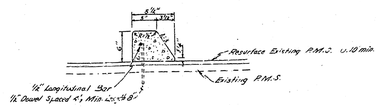

TYPICAL SECTION P.C.C.
RAISED TRAFFIC ISLAND

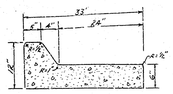

SECTION AA
TYPICAL SECTION
CURB & GUTTER

APPROVED June 23, 1963	DEPARTMENT OF ENGINEERING
CITY ENGINEER	CITY OF SAN BERNARDINO
REGISTERED CIVIL ENGINEER NO. 13653	ACCESS ROAD
DRAWING NO. 3008	ORANGE SHOW ROAD
DRAWN BY Harrel	WEST OF 3.05 FREEWAY
CHECKED BY Dean	
SHEET 2 OF 2 SHEETS	RECOMMENDED

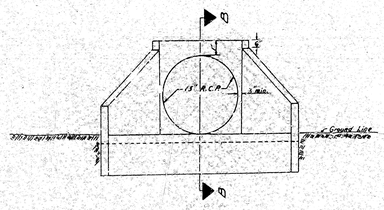

ELEVATION

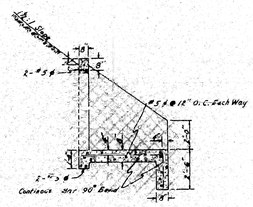

SECTION BB

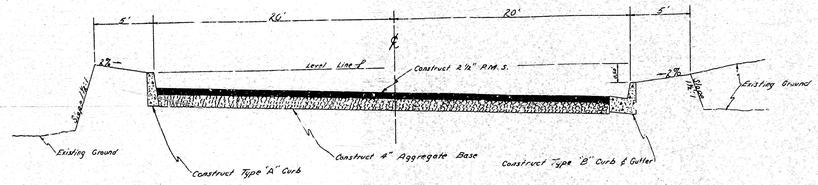

TYPICAL X-SECTION

Sta. 2+38.50± To Sta. 5+47.±
No Scale

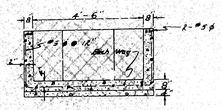

SECTION AA

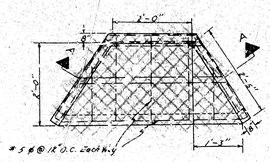

PLAN WING TYPE HEADWALL

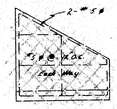

WING WALL REINFORCING

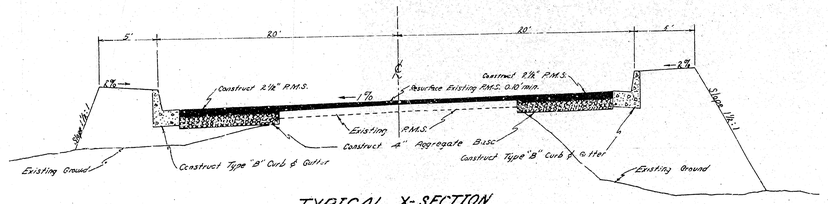

TYPICAL X-SECTION

Sta. 0+71± To Sta. 1+23±
No Scale

GENERAL NOTES

1. All work embodied on these plans shall be done in conformity with applicable provisions of Standard Specifications No. 2211 & Standard Drawings No. 2121 on file in the Office of the City Engineer.
2. Payment for all removals, earthwork & watering shall be included in prices paid for other contract items of work & no additional compensation will be allowed therefor.

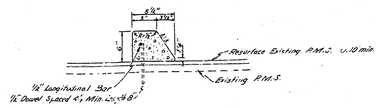

TYPICAL SECTION P.C.C.
RAISED TRAFFIC ISLAND

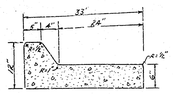

SECTION AA
TYPICAL SECTION
CURB & GUTTER

APPROVED June 23, 1963	DEPARTMENT OF ENGINEERING
CITY ENGINEER	CITY OF SAN BERNARDINO
REGISTERED CIVIL ENGINEER NO. 13653	ACCESS ROAD
DRAWING NO. 3008	ORANGE SHOW ROAD
DRAWN BY Harrel	WEST OF 3.05 FREEWAY
CHECKED BY Dean	
SHEET 2 OF 2 SHEETS	RECOMMENDED